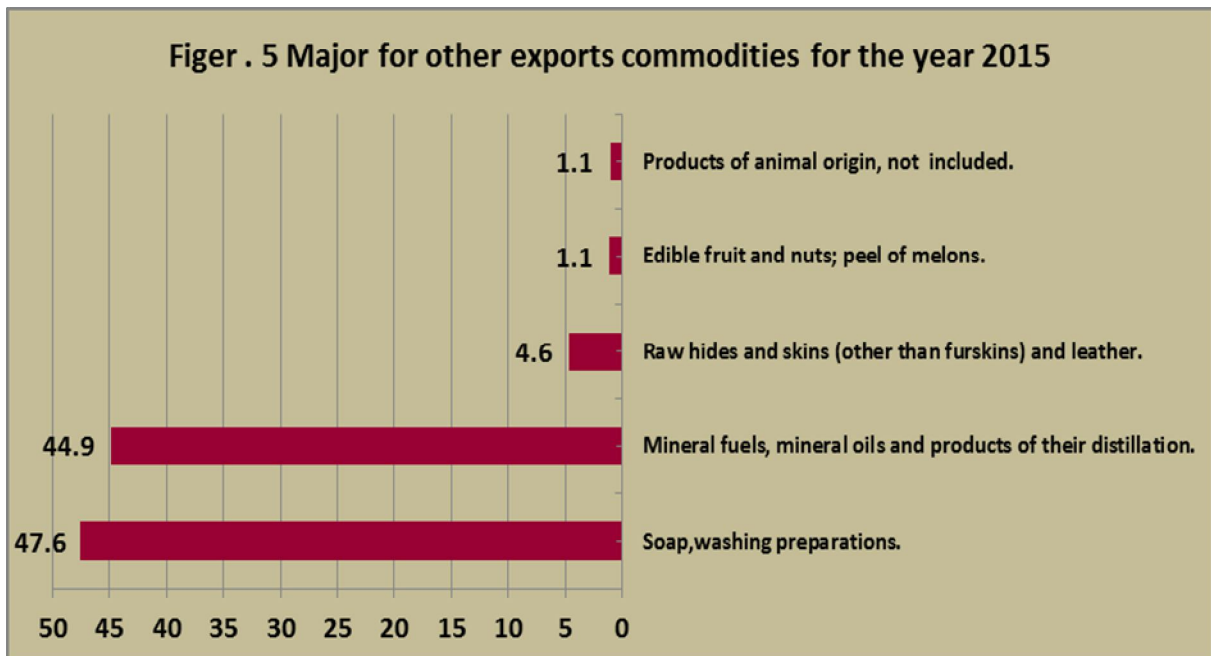


- Other commodity Exports as highest ratio at August ( 15.1 %) for 2015 which amounted to (34.7) billion ID, equal to(29) million USD table (5).
- Other commodity Exports as highest ratio at First half ( 55.2 %) for 2015 which amounted to (127.3) billion ID, equal to (105.1) million USD table (5).
- The Arab countries as a ratio (53.7 %) and foreign countries as a ratio (1.34 %) of total other commodity exports for 2015. United Arab Emirates has a highest ratio as (47.6 %), then Singapore as a ratio (44.9 %), then Jordan as a ratio(2.9%)Table (6).

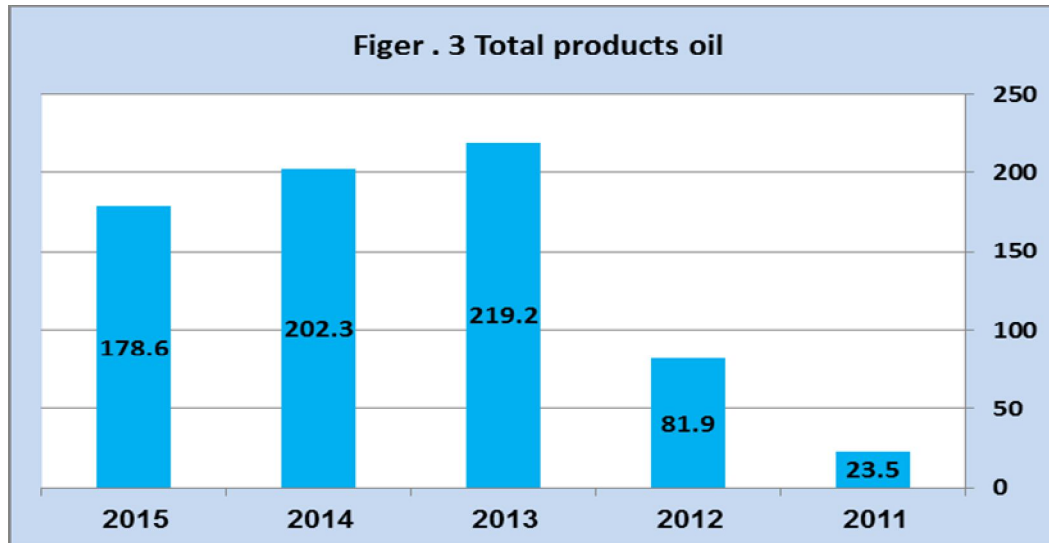
### 5. Important goods of other export commodity

Soap, organic surface-active agents, washing preparations as highest ratio (47.6%) for 2015 of total other export commodity then Mineral fuels, mineral oils and products of their distillation as ratio (44.9 %) then skins (other than fur skins) and leathers ratio (4.6 %) for important export goods Table ( 8 ).



### 3. Total oil products exports

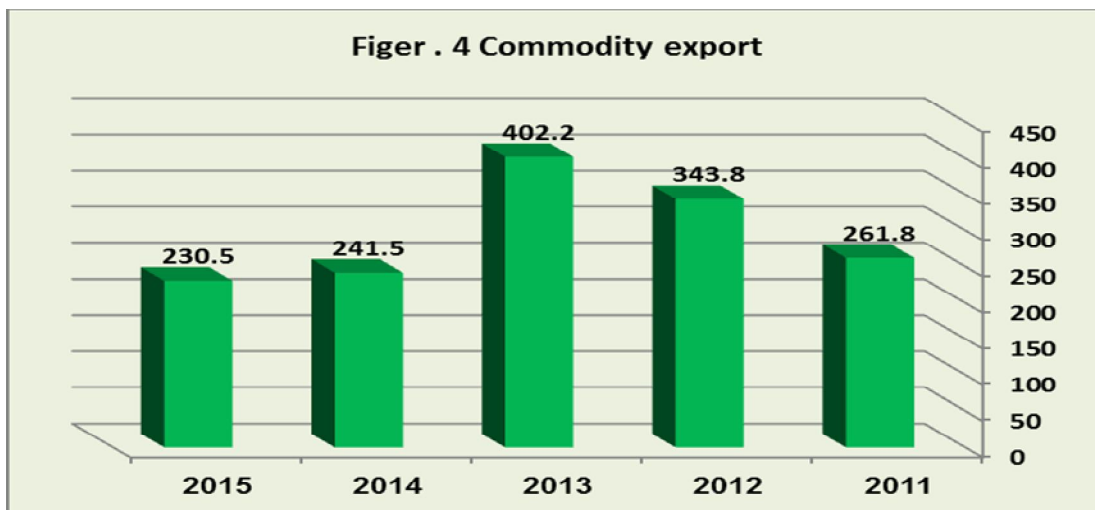
- The value of oil products exports amounted (178.6) billion ID for 2015 equal to (153.1) million USD Decrease of (11.7%) with 2014 amounted (202.3) billion ID equal to (173.5) million USD Table.(1).



- Exports of oil products as highest ratio at May. (14.7 %) for 2015 which amounted (26.3) billion ID, equal to (22.6) million USD Table (4).
- Exports of oil products as highest ratio at First half to (59.2 %) for 2015 which amounted to (105.8) billion ID, equal to (90.6) million USD Table (4).

### 4. Other Exports commodity

- The value of other exports commodity amounted (230.5) billion ID for 2015 equal to (191.2) million USD Decrease to (4.6 %) with 2014 amounted (241.5) billion ID equal to (202.7) million USD Table.(1).



**Results analysis**

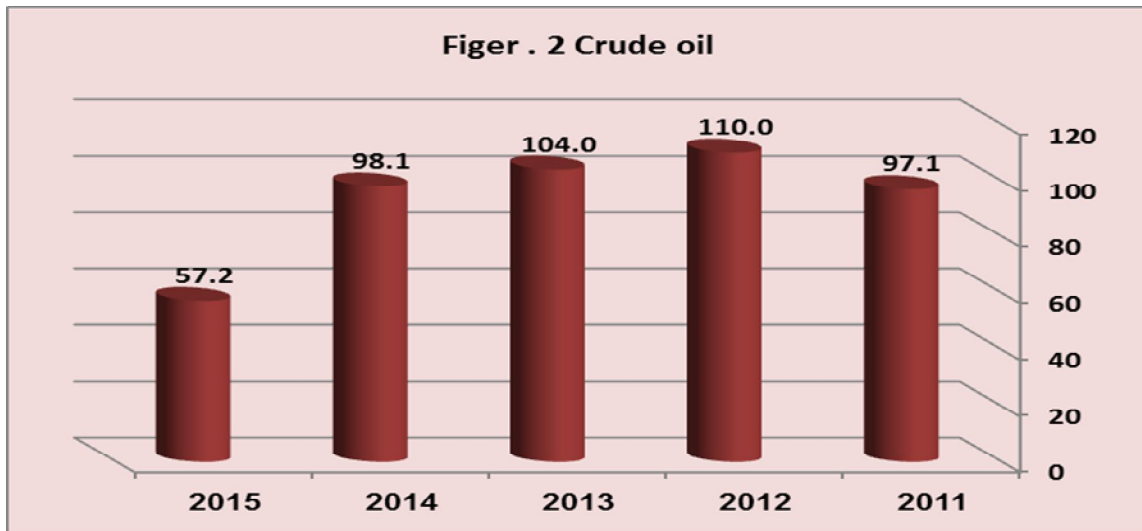
**1. Total exports**

- Total exports of crude oil , oil products and other commodities amounted ( 57.6) trillion ID for 2015 amounted ( 49.4) billion USD Decrease of (41.5 %) with 2014 amounted (98.5) trillion ID approximately as (84.5) billion USD as development rate at (-12.3%) for 2011 Table (1)



**2. Crude oil exports**

- The value of crude oil exports amounted (57.2) trillion ID for 2015 equal to (49.1) Billion USD Decrease of (41.7%) with 2014 amounted (98.1) trillion ID equal to (84.1) billion USD as development rate at (-12.4 %) for 2011 Table (1).



- The highest ratio of crude oil exports at (11.1 %) on May for 2015 amounted (6351.1) billion ID equal to (5446.9) million USD, on December lowest rate (6%) amounted (3415.8) billion ID equal to( 2929.52) million USD Table (3).
- The highest ratio of crude oil exports on the First half at (54.4 %) for 2015 amounted (31091.4) billion ID equal to (26665) million USD Table (3).
- The reason for decrease crude oil exports due to the lower price of a barrel of crude oil (91.6) \$ in 2014 to U.S. (44.7) dollars in 2015, reaching the amount of oil exported (109.8) million barrels in 2015, while the (918.2) million barrels in 2014 and an annual increase of (19.5%).

6. Report includes data of finished goods and semi-finished products and raw materials from domestic production.

7. The report excluding Kurdistan region exports.

8. Relied on the exchange rate (1166 ) dinar with U.S. dollar as the market price of the Central Bank of Iraq and the prices for crude oil and oil products for 2015 .Either other commodity data based on exchange rates set forth in the customs licenses.

9. Rounding: rounding to the nearest decimal place and this may lead to a total mismatch details with the final total in the tables.

### Concepts & definitions

- ✓ Exports - It's all types of (goods) and services subject to the laws and procedures of the State, outside of the border State Economic or region or custom permanently or temporarily to the other country.
- ✓ Exports (FOB) - is the cost of goods for customs borders on the back of the ship, including all transportation expenses and fees paid in the source country.
- ✓ Commodity classification - coding of goods by Harmonized System to describe commercial Commodity for 2002.(*THE HARMONIZED COMMODITY DESCRIPTION AND CODING SYSTEM (HS-02)*).
- ✓ Country of destination- is the country that exported the item.
- ✓ Weight - means the net weight of the commodity " weight minus " from the weight of packaging materials and is expressed in kilograms.

- ✓ Private system - means export flows from the free circulation area, premises for inward processing or industrial free zones.
- ✓ Annual change Ratio was calculated as in the following equation : -

$$R = [ (X_1 / X_0)^{(1/t_1-t_0)} - 1 ] * 100$$

$t_0$  base year ,  $t_1$  comparison year ,  $X_0$  base year data ,  $X_1$  comparison year data , R rate of change.

- ✓ Compound Growth Rate was calculated as in the following equation : -

$$R = ((X_1 / X_0)^{(t_1 - t_0)} - 1) * 100$$

$t_0$  base year ,  $t_1$  comparison year ,  $X_0$  base year data ,  $X_1$  comparison year data , R Compound Growth Rate.

### Introduction

External trade played an important role in accelerating the process of economic and social development of developing countries as it contributes to identify the main features of the economic structure and find the balance and interdependence among all sectors , Thus willingness this countries to doing a bilateral, or multilateral agreements (such as the common markets, councils Cooperation and the Trade Organization free .... etc.) under certain conditions for the purpose of access to the best economic development of the countries involved in this economic blocs. Through exports the market, which can be for the economy to increase the production and exploitation of the benefits of production expanded, in addition to its contribution to the increase in the national income and this reflects the evolving capacities of the country's domestic production and diversity Hence the importance of providing export statistics in order to follow up and monitor the evolution the changes of this important phenomenon.

### Methodology

#### 1. Data source:

Commodity exports - main source of the General Commission for Customs and customs monthly statements sent to the Central Statistical Organization.

Exports of crude oil and oil products - sourced from the Iraqi Central Bank General Directorate of Statistics and Research

2. After receiving the monthly statements customs is checked and coded by Directorate of trade Statistics in CSO, and transfer their contents on special forms to facilitate the registration on the computer and then check the data entry and the number of statistical reports monthly, quarterly and annual.

3. Central Statistical Organization followed the (private system).

4. Exports evaluated on the basis of (FOB) by country of destination.

5. Commodities gated by private system to describe the commercial commodities for 2002(HS-02).